



US BRAKE CALIPER



OUTLAW 2800 SERIES



OUTLAW 2000 DL SERIES



WILWOOD FORGED
S/L CALIPER



OUTLAW 3000 SERIES



US BRAKE DRILLED
1-1/4" ROTOR



US BRAKE 1-1/4" ROTOR



CURVED VAIN ROTOR
LEFT
RIGHT



PERFORMANCE
FRICTION
ROTOR



WILWOOD SCALLOPED
BRAKE ROTOR
STANDARD OR
LIGHTWIEGHT



PEDAL ASSEMBLY
REVERSE MOUNT



CLUTCH PEDAL



BALANCE BAR
SWING MOUNT



AFCO TUBE STYLE FIRE
WALL MOUNT GAS PEDAL



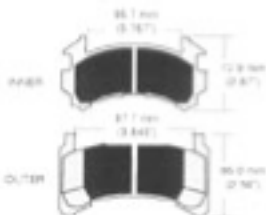
FORGED BILLET
BRAKE PAD



COLEMAN GAS PEDAL

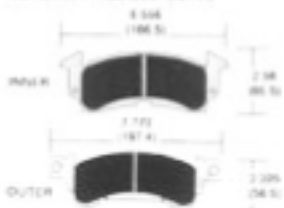
METRIC GM

(THICKNESS 12.2 mm)




FULL SIZE GM

982 (INNER THICKNESS 14.7 mm)
982 (OUTER THICKNESS 12.8 mm)

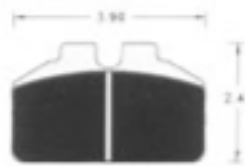


**OUTLAW 2000/
WILWOOD DL**

752 (THICKNESS 12.8 mm)



**OUTLAW 2800/
WILWOOD NDL**



**OUTLAW 3000/
WILWOOD SL**

751 (THICKNESS 20.2 mm)

